CUSTOMER APPROVAL	IF NOT RETURNED TO FGFT BY THE DATE INDICATED BELOW, WE WILL PROCEED WITH FABRICATION AS PER THE DRAWING
SALES SIGNATURE:	
CUSTOMER SIGNATURE:	
DATE:	
RETURN TO FGFT BY:	DATE: NOVEMBER 27, 2021
REVIEWED BY:	
REVIEW DATE:	
ACCEPTED AS IS:	☐
ACCEPTED WITH REVISION NOTED:	☐
REVISE AS NOTED AND RE-SUBMIT:	☐

DOC. NO. : E018-1 DRAWING TEMPLATE
REV. C 2017-02-05

BODY TYPE: EXTRUDED ALUMINUM
TANK TYPE: DRY SIDE

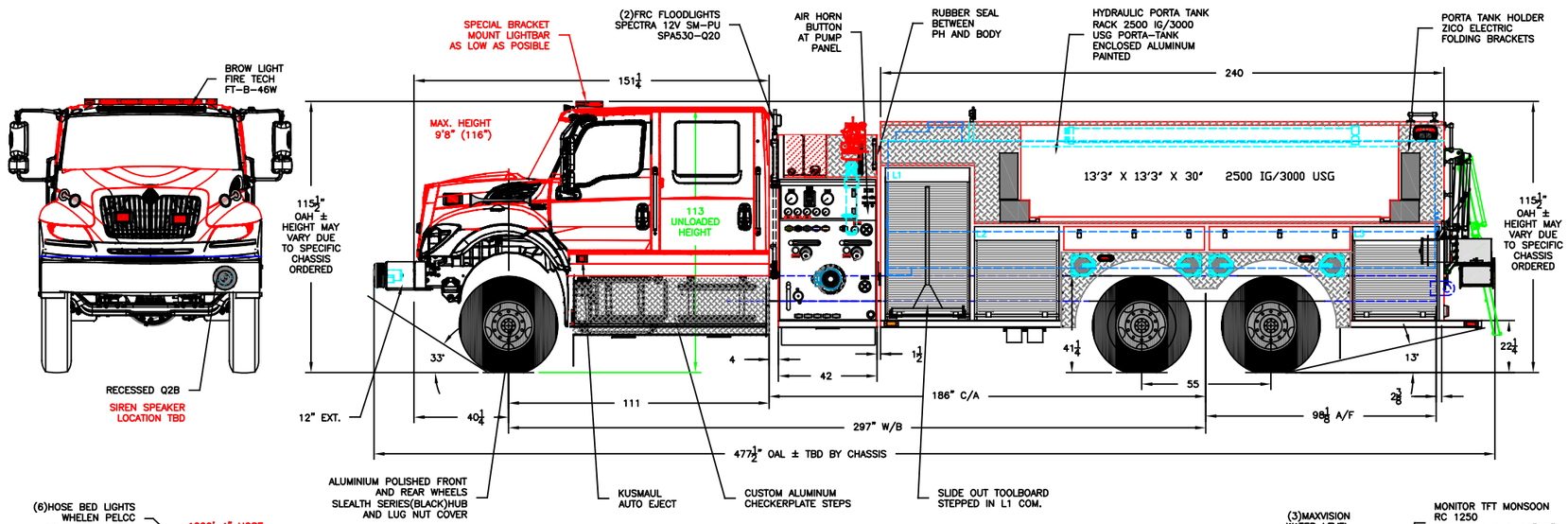

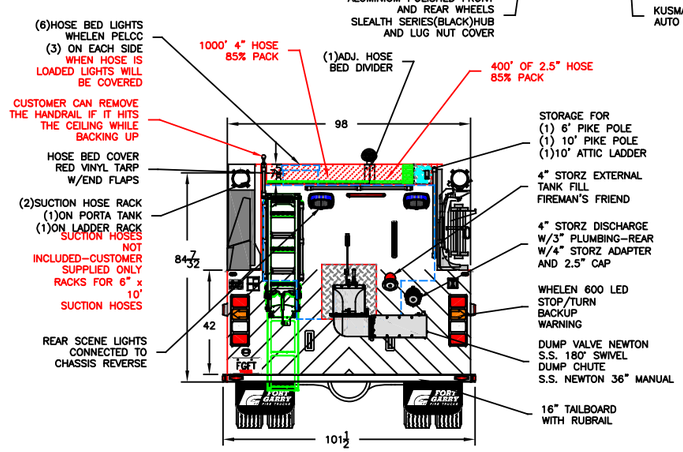

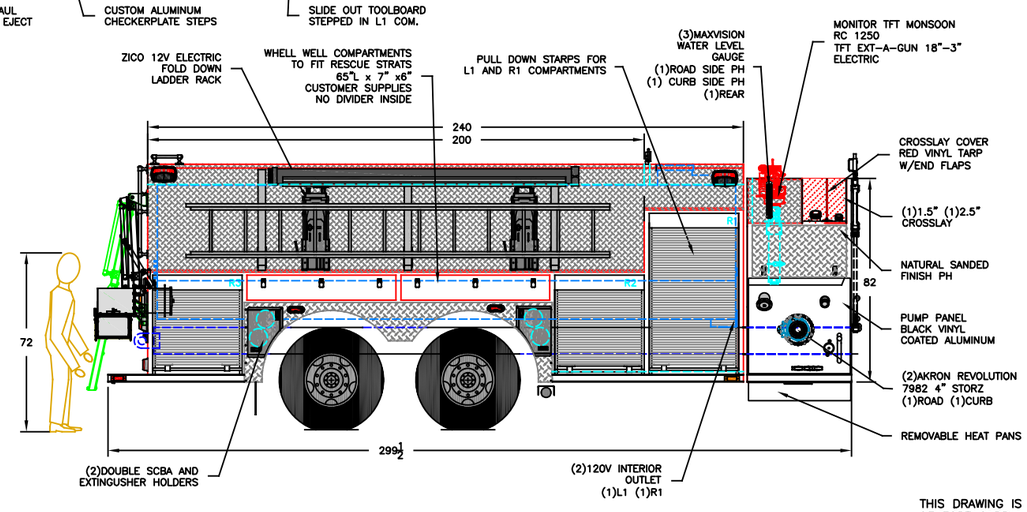

THIS DRAWING IS PROPERTY OF FORT GARRY FIRE TRUCKS LTD (FGFT) AND MUST NOT BE COPIED OR REPRODUCED IN WHOLE OR IN PART, BY ANY METHOD WHATSOEVER, WITHOUT AUTHORIZATION OF FGFT.

SPECIFICATION

CHASSIS:
- INTERNATIONAL HV607 SBA 6X4 CREW CAB
- 64,000 LB GVWR; 18,000 LB FRONT / 46,000 LB REAR
- DIESEL CUMMINS L9 450 EPA 2017, 450 HP
- AUTOMATIC TRANSMISSION, ALLISON 3000 EVS
- CHASSIS SUPPLIED ANTI ROLL STABILITY

PUMP:
- HALE MIDSHIP QMAX1750
- 1750 USGPM (6624 LPM) (1457 IGPM) AT 150 PSI
- THIRD PARTY CERTIFICATION MEETING NFPA 1901-2016 EDITION

PLUMBING AND PIPING:
- 2 x 6" SUCTION, (1)ROAD (1)CURB
- 3 x 2 1/2" DISCHARGE PORT, (2)ROAD (1)CURB
- 2 x 2 1/2" AUX. SUCTION, (1)ROAD (1)CURB
- 1 x 1 1/2" CROSSLAY, W/2" PLUMBING
- 1 x 2 1/2" CROSSLAY, W/3" PLUMBING
- 1 x 4" STORZ DISCHARGE W/4" PLUMBING, HANDWHEEL
- 1 x 4" STORZ DISCH. W/3" PLUMBING (1)REAR
- 1 x 3" MONITOR STAND PIPE
- 1 x 4" EXTERNAL TANK FILL FIREMAN'S FRIEND, (1)REAR
- 2 x 4" TANK TO PUMP W/4" AKRON BALL VALVE ELECTRIC
- 3" TANK FILL AKRON

TANK:
- 3000 USG (2500 IG) WATER TANK

BODY:
- DRY SIDE TANKER, EXTRUDED ALUMINUM LOW/LOW
- BODY UNDERCOATING CORASHIELD
- CHASSIS RUST INHIBITOR KROWN PROCESS

EMERGENCY EQUIPMENT/ACCESSORIES:	MODEL:
- LIGHT BAR 56" LED	WHELEN JUSTICE
- SIREN SMART	WHELEN CEN COM SAPPHIRE W/MIC
- 1 x 100W SPEAKER	WHELEN SA315P
- 1 x FLOOD LIGHTS	DTI 010Wx6 LED
- 2 x GRILLE LIGHTS RED	WHELEN 600 LED
- 2 x LOWER SIDE WARNING LIGHTS RED-CHASSIS	WHELEN 600 LED
- 4 x LOWER SIDE WARNING LIGHTS RED-FENDER	WHELEN 500 LED
- 2 x REAR LWR WARNING LIGHTS RED-TAILLIGHTS	WHELEN 600 LED
- 4 x SIDE UPPER WAR. LIGHTS SPLIT RED/WHITE	WHELEN M9V2R LED
- 2 x REAR UPP. WAR. LIGHTS BLUE/ WHITE	WHELEN M9V2 LED
- 8 x GROUND LIGHTS	LUMA BAR H20-12"
-AIR CHARGING PROVISION	KUSSMAUL AUTO
-BATTERY CHARGING PROVISION	CHARGE PUMP PLUS 1200
-ANTENNA MOUNT	DUO SAFETY 585-A
- 10' ATTIC LADDER	DUO SAFETY 775-A
- 14' ROOF LADDER	DUO SAFETY 900-A
- 24' (2)SECTION EXTENSION LADDER	

COMPT.	COMPARTMENT FRAME DIMENSIONS
L1	36W x 65H x 13.5/26D
L2	36W x 40H x 13.5/26D
L3	36W x 40H x 13.5/26D
R1	36W x 65H x 13.5/26D
R2	36W x 40H x 13.5/26D
R3	36W x 40H x 13.5/26D

NOTES:
1. THE DRAWING IS FOR REFERENCE PURPOSE, ONLY. THE DRAWING MAY OR MAY NOT SHOW ALL ITEMS AS DESCRIBED IN THE WRITTEN DETAILED SPECIFICATION.
2. INCLUSION OF AN ITEM ON THE DRAWING DOES NOT CONSTITUTE INCLUSION OF THAT ITEM WITH THE FINAL DELIVERY OF THE UNIT. SPECIFICATION SHALL BE FINAL AUTHORITY TO BE DETERMINED WHAT IS SUPPLIED ON THE APPARATUS.
3. THE EFFECTIVE DOOR OPENING FOR ROLLUP DOORS WILL BE REDUCED APPROXIMATELY 10" IN HEIGHT,2" IN DEPTH AND 2" IN WIDTH FROM SHOWN FRAME OPENINGS AND 2" IN HEIGHT,3" IN DEPTH AND UP TO 4" IN WIDTH FOR PAN DOORS.
4. PUMP RATING AND TANK CAPACITY ARE SHOWN AS NOMINAL VALUES. THE ACTUAL VALUES MAY VARY.
5. CHASSIS GVWR SHOWN IS THE MINIMUM REQUIRED FOR STANDARD BODY DEPENDING OF OPTIONS, GVWR MAY NEED TO BE INCREASED.
6. OEM CAB STEPS MAY NOT MEET ULC STANDARD. SELECT CUSTOM STEPS WHEN REQUIRED
7. OVERALL HEIGHT IS IN LOADED CONDITION, UNLOADED HEIGHT MAY BE 4" ABOVE HEIGHT SHOWN. AFTER TRUCK IS COMPLETED ADDITIONAL STEPS MAY BE REQUIRED TO MEET THE STANDARD.
8. DIMENSIONS SHOWN ARE APPROXIMATE AND ARE SUBJECT TO CHANGE AS MAY BE FOUND NECESSARY DURING DESIGN. DO NOT SCALE DRAWING.
9. MINOR DETAILS AND REFLECTIVE STRIPING ARE NOT SHOWN.

REV	DESCRIPTION OF CHANGE	BY	DATE
C	REVISED CUSTOMER SIGN OFF DWG	SP	19 NOV 2021
B	CUSTOMER SIGN OFF DRAWING	SP	21 SEP 2021
A	CRM DRAWING		

FORT GARRY FIRE TRUCKS
WWW.FGFT.COM
WINNIPEG, MANITOBA, CANADA 1-800-565-3473

DESCRIPTION:	MODEL:	SHEET:
SIR WILLIAM JOHNSON	APTTS25H7	1 OF 1

SCALE:	DWG. BY:	CHK. BY:	DATE:	DWG. NO. :
1:60	TV		11 DEC 2020	J0218